


ELK-AERF3H 345MHz (Honeywell) Wireless Receiver for E27



IMPORTANT - REQUIRED FIRMWARE VERSIONS!
Requires E27 Control Firmware Version 0.6.2 or Later!
When Used with RF Adapter, Requires ELK-AEXRFA Version 0.1.66 or Later

APPLICATION:

The ELK-AERF3H is a one-way wireless receiver that allows the E27 Alarm Engine to support Honeywell 5800 Series 345MHz wireless sensors. This receiver can be connected to a dedicated connector on the E27 board or to an ELK-AEXRFA RF Data Bus Adapter. It features LED indicators for status and RF signals.



SPECIFICATIONS:

Features or Specifications subject to change without notice.

- Wireless zone capacity: 128
- Operating Frequency: 345 MHz
- Current Draw: 52mA

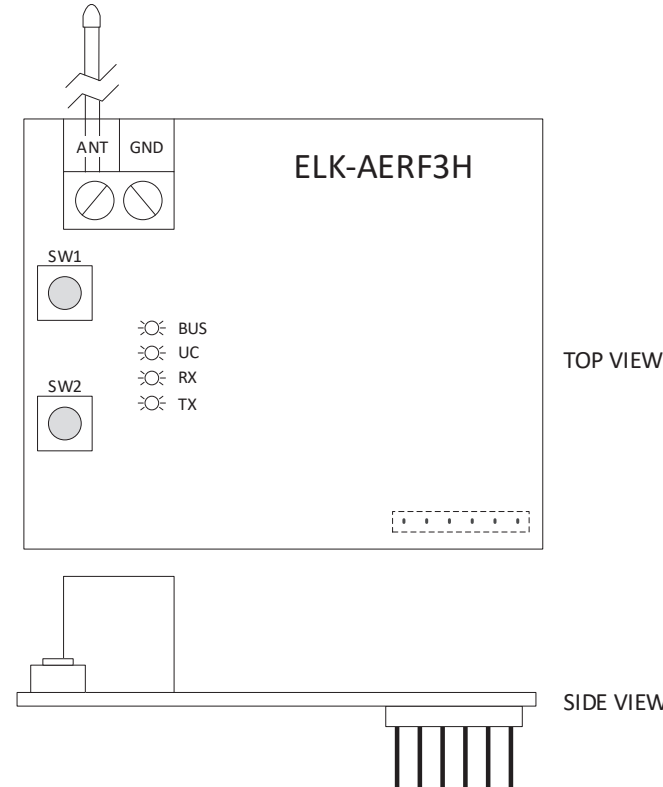
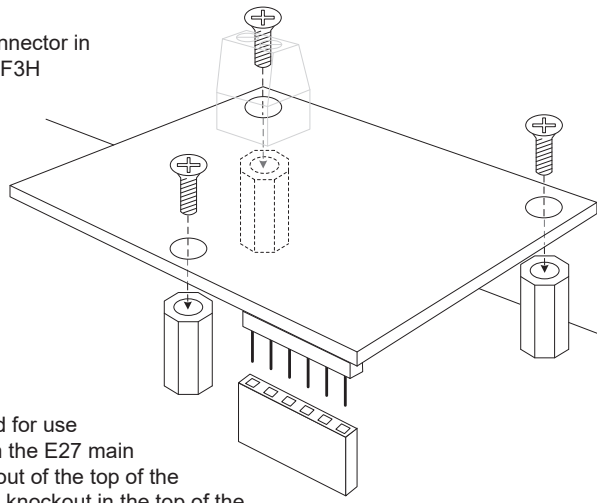
INSTALLATION INSTRUCTIONS:



**Before installing the wireless receiver,
TURN THE E27 MASTER POWER SWITCH OFF.**



1. Remove the cover from the E27 board or AEXRFA adapter and locate the 6-pin connector and 3 screw studs in the upper corner.
2. Carefully align the 6-pin male connector in the lower right corner of the AERF3H wireless receiver with the 6-pin female connector on the E27 board or AEXRFA adapter. Ensure AERF3H wireless receiver is fully seated into the connector.
3. Install 3 screws (provided) through the AERF3H wireless receiver into the screw studs located on the E27 board or AEXRFA adapter (see illustration).
4. The supplied antenna is intended for use when the AERF3H is installed on the E27 main board. The antenna will extend out of the top of the enclosure. Remove the antenna knockout in the top of the enclosure. Install the antenna in the ANT screw terminal located in the upper left corner of the AERF3H wireless receiver.



| LED INDICATORS | |
|----------------|--|
| BUS | Blinks to indicate the AERF3H receiver is enabled on the E27 |
| UC | Blinks once every ~3 seconds to indicate the AERF3H receiver processor is functioning normally |
| RX | Flashes when a transmission from 345 wireless device is received by the AERF3H receiver |
| TX | Flashes when data is transmitted from the AERF3H receiver to the E27 |

*Note: SW1 and SW2 are for future use.

LIMITED WARRANTY

The ELK-AERF3H Wireless Receiver is warranted to be free from defects and workmanship for a period of 2 years from date of manufacture. Elk makes no warranty, express or implied, including that of merchantability or fitness for any particular purpose with regard to batteries used with wireless devices. Refer to Elk's website for full warranty statement and details.

FCC AND IC COMPLIANCE STATEMENT:

This device complies with part 15 of the FCC Rules. Operation is subject to the following two conditions: (1) This device may not cause harmful interference, and (2) this device must accept any interference received, including interference that may cause undesired operation. Changes or modifications not expressly approved by the party responsible for compliance could void the user's authority to operate the equipment.

This equipment has been tested and found to comply with the limits for a Class B digital device, pursuant to Part 15 of the FCC Rules. These limits are designed to provide reasonable protection against harmful interference in a residential installation. This equipment generates uses and can radiate radio frequency energy and, if not installed and used in accordance with the instructions, may cause harmful interference to radio communications. However, there is no guarantee that interference will not occur in a particular installation. If this equipment does cause harmful interference to radio or television reception, which can be determined by turning the equipment off and on, the user is encouraged to try to correct the interference by one of the following measures:

- Reorient or relocate the receiving antenna.
- Increase the separation between the equipment and receiver.
- Connect the equipment into an outlet on a circuit different from that to which the receiver is connected.
- Consult the dealer or an experienced radio/TV technician for help.

This device contains licence-exempt transmitter(s)/receiver(s) that comply with Innovation, Science and Economic Development Canada's licence-exempt RSS(s). Operation is subject to the following two conditions:

- This device may not cause interference.
- This device must accept any interference, including interference that may cause undesired operation of the device.

L'émetteur/récepteur exempt de licence contenu dans le présent appareil est conforme aux CNR d'Innovation, Sciences et Développement économique Canada applicables aux appareils radio exempts de licence. L'exploitation est autorisée aux deux conditions suivantes :

- L'appareil ne doit pas produire de brouillage;
- L'appareil doit accepter tout brouillage radioélectrique subi, même si le brouillage est susceptible d'en compromettre le fonctionnement.

CAN ICES-3 (B)/NMB-3(B)
ELK-E27RF3 Wireless Receiver
FCC: 2ABBZ-EE27RF3-319 IC: 11817A-EE27RF3319

The AERF3H must be enabled in the E27 system using the ElkConnect App. If the AERF3H is connected to the main board, go to System Settings and enable On-board RF Receiver. If the AERF3H is connected to the AEXRFA adapter, go to Bus Devices and enroll the AEXRFA.



PO Box 100 3266 US Hwy 70 West
Hildebran, NC 28637
Phone 828-397-4200 <https://www.elkproducts.com>

Printed In USA
L736 2/2/2026